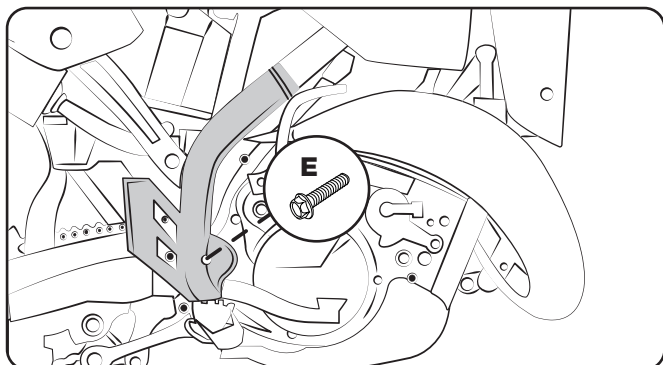
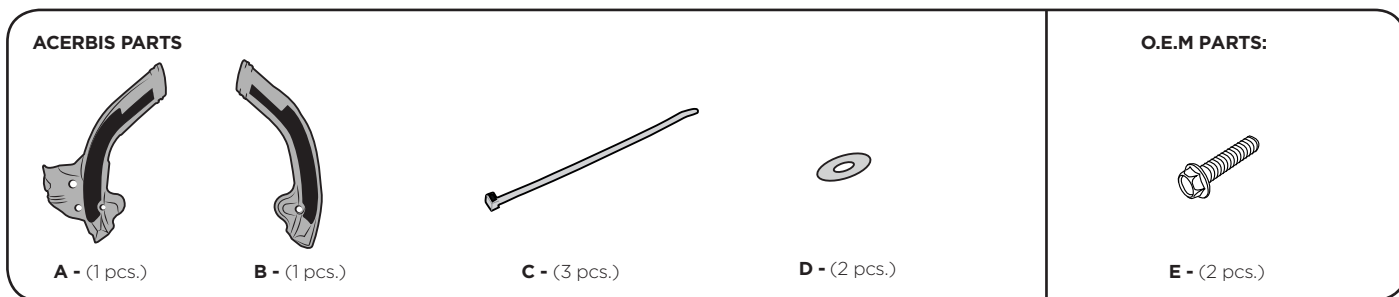


X-GRIP FRAME GUARD BETA 2020

PARATELAIO X-GRIP BETA 2020

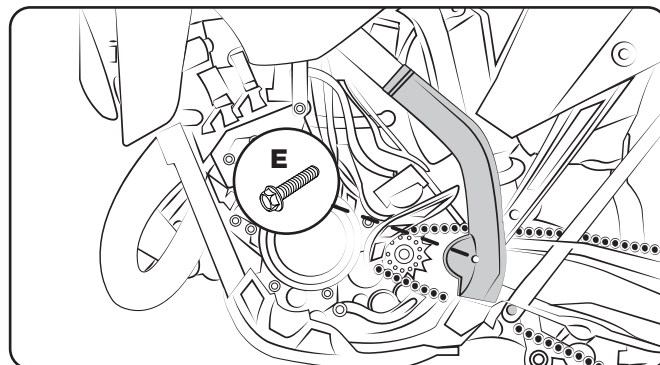
ACERBIS

COD. 500007726 REV.1



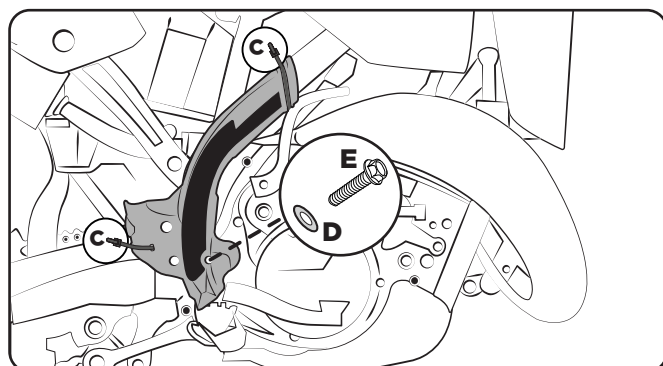
1 - Remove the original right hand side frame guard the screws (E) but do not remove the insert from the frame.

1 - Rimuovere le parti originali: la vite (E) ma non l'inserto in gomma all'interno del telaio e il paratelaio.



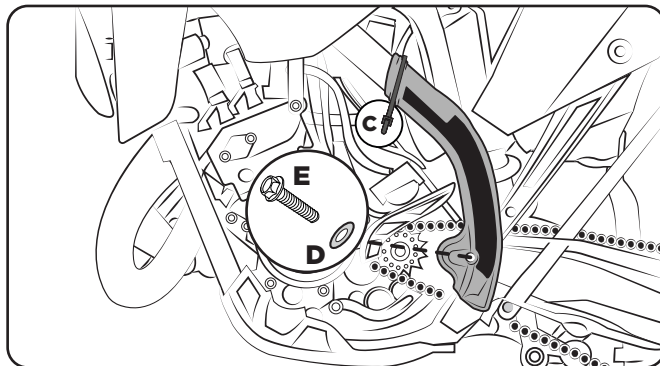
2 - Remove the original right hand side frame guard the screws (E) but do not remove the insert from the frame.

2 - Rimuovere le parti originali: la vite (E) ma non l'inserto in gomma all'interno del telaio e il paratelaio.



3 - Mount the Acerbis X-GRIP right hand side x-grip frame guard (A) using the OEM screw (E) and washer (D). Once the frame guard is in place tighten the zip ties (C) in the grooves provided.

3 - Montare paratelaio X-GRIP Acerbis lato destro usando la vite (E) e la rondella (D). Fissare poi il paratelaio con le fascette (C) incluse nel kit.



3 - Mount the Acerbis X-GRIP left hand side x-grip frame guard (B) using the OEM screw (E) and washer (D). Once the frame guard is in place tighten the zip ties (C) in the grooves provided.

3 - Montare paratelaio X-GRIP Acerbis lato sinistro usando la vite (E) e la rondella (D). Fissare poi il paratelaio con la fascetta (C) incluse nel kit.

WARNING!

Use at your own risk. Check the security of your device before you ride. Be sure that you follow the instructions installing the Acerbis products. Do not ride if there is missing or damaged hardware. If this is the case, take the item immediately back to your dealer. Make sure the throttle and other controls are free every time you ride. Lack of attention to instruction and warning could lead to interference with the controls, loss of control, and an accidents. Acerbis recommends that installation must be done by a licensed mechanic and that only Acerbis is original parts are used during fitting. Acerbis makes no guarantees or representations, express or implied, regarding the fitness of its products for any particular purpose. Acerbis makes no guarantees or representations, express or implied, regarding the extent to which its product protect individuals or property from injury or death or damage.

ACERBIS ITALIA S.P.A. VIA SERIO, 37 - 24021 ALBINO (BG) - ITALY

Phone +39 035773577 - Fax +39 035773570 - INFOMOTO@ACERBIS.IT - WWW.ACERBIS.COM

ACERBIS U.S.A. Inc.

MAIL P.O. BOX 2030 SUN VALLEY, ID 83353 SHIP 110 LINDSAY CIRCLE KETCHUM, ID 83340

Phone (800) 659-1440 - Fax (208) 726-7039 - INFOUSA@ACERBIS.COM

ACERBIS U.K. Ltd

UNIT 2 LUTON ENTERPRISE PARK SUNDON PARK ROAD LUTON, BEDFORDSHIRE LU3 3GU GREAT BRITAIN

Phone +44 1582491076 - Fax +44 1582499639 - UKINFO@ACERBIS.IT